

4 帮助

设备未启动



详情请参阅用户手册中的支持信息



Philips and the Philips Shield Emblem are registered trademarks of Koninklijke Philips N.V. and are used under license. This product has been manufactured by and is sold under the responsibility of TPV Audio and Visual Technology (Shenzhen) Co., Ltd or one of its affiliates, and TPV Audio and Visual Technology (Shenzhen) Co., Ltd is the warrantor in relation to this product.

SA5816_93_UM_V1.0

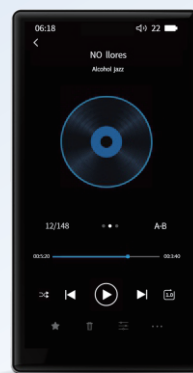


PHILIPS

MP3播放器

5000 Series

SA5816

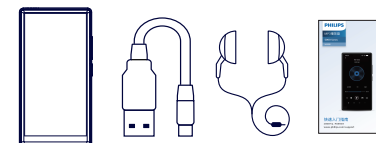


快速入门指南

注册您的产品，并在获得支持

www.philips.com/support

打开包装



外放设计

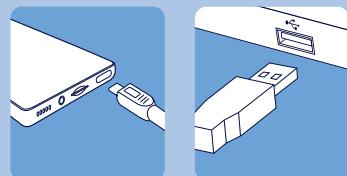


电脑规格/PC requirements

兼容/Compatible with

Windows 7/8/10/Mac OS

1 安装



2 传输

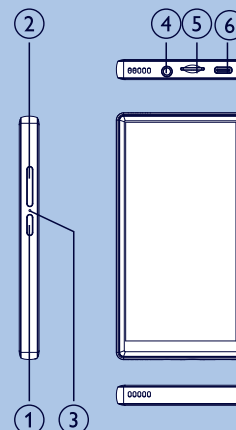


如果找不到“飞利浦”文件夹：

1. 检查电脑USB接口是否正常工作，
2. 检查电脑操作系统是否支持，
3. 拔出设备重新插入。

注：如果以上操作均无效果请联系产品售后，我们竭诚为您服务！

3 使用



- ① 长按开关机，开机状态下，短按锁屏/亮屏
- ② 音量加/减
- ③ 复位键
- ④ 3.5mm耳机插口
- ⑤ TF卡插卡
- ⑥ 充电或传输数据